



GMA MANUAL

GIRLS' MISSIONARY AUXILIARY

BY MRS. T.C. HAYNES

GIRLS MISSIONARY AUXILIARY

MANUAL

1987 Edition

Updated 2001

By Mrs. T.C. Haynes

THIS GMA MANUAL BELONGS TO:

Name: _____

Address: _____

IMPORTANT GMA INFORMATION

Church _____

Church Address _____

Meeting Day & Time _____

Counselor's Name _____

Counselor's Phone Number _____

PREFACE


When you join the Girls' Missionary Auxiliary, you become part of an organization that has grown through more than twenty-five years.

Before the 1960's GMA was already a strong force in various churches. In fact, the work thrived to the point that at least one state association of churches published a few GMA materials. But leaders in the work recognized the need for a strong national organization with a complete line of materials. So, in 1961 the national Women's Missionary Auxiliary voted to authorize a GMA manual and elected Mrs. W. H. Owens to write it.

Mrs. Owens drew from her own experience in working with GMA to produce a manual that built upon the programs already in existence. The result was a national girls' work that has blessed thousands of lives. Now the work has expanded so much that the time has come to publish a new manual. Another active GMA leader has risen to the occasion. Mrs. T. C. Haynes has devoted many years to serving as director of youth auxiliaries for the national WMA.

This new publication outdates Mrs. Owens' Manual for the Girls Missionary Auxiliary and Young Ladies' Auxiliary, for it introduces some new approaches to GMA. At the same time, it incorporates the fundamentals that have made GMA a success for so long. Now the work can grow to even higher levels.

- The Publisher



WELCOME

Welcome to the wonderful world of Girls' Missionary Auxiliary the world of making good friends, growing up feeling good about yourself, and learning more about Jesus and your relationship to Him.

The purpose of this manual is to acquaint you with the Girls' Missionary Auxiliary. It is a special book written just for you. The manual will help you to know about Girls' Missionary Auxiliary. It will tell you things you can do as a GMA member and give you ideas about how you can help in your GMA. As you read the manual, look for answers to these questions:

Your questions:

See page:

- | | |
|---|----|
| 1. What is Girls' Missionary Auxiliary? | 6 |
| 2. What happens at a GMA meeting? | 13 |
| 3. What are Forward Steps? | 18 |
| 4. How can you help in missions? | 41 |
| 5. What about the older girls? | 43 |
| 6. What makes GMA special? | 47 |
| 7. How can you be the best GMA member possible? | 53 |

Each question is answered in a different chapter. After reading each chapter, see if you can answer the appropriate question in your own words.

THE OFFICIAL GMA COLORS:

GREEN

and

GOLD

THE OFFICIAL GMA EMBLEM:



1. WHAT IS GIRLS' MISSIONARY AUXILIARY?

The Girls' Missionary Auxiliary is a church-sponsored missions organization for girls in churches of the Baptist Missionary Association of America. A girl can be a GMA member if she is in grades four through twelve. A part of the general auxiliary program of your church, GMA is sponsored by the Women's Missionary Auxiliary.

GMA has a special emblem using its initials. (See page 5.) Girls' Missionary Auxiliaries usually meet once a week. Your GMA is made up of girls and adult leaders. The adult leaders are called counselors. The girls in grades nine through twelve are in a separate GMA group called Young Ladies' Auxiliary, or YLA. A director of youth auxiliaries helps all the counselors plan and carry out their work.

WHAT DO WE DO?

In GMA you do several things.

1. You receive training that will help you to grow up feeling good about yourself and others.
2. You learn God's plan of salvation.
3. You learn about missions and how you can help. Missions is telling other people about Jesus.
4. You receive training in group activities. You make motions, serve on committees, and learn how to participate in a business meeting.
5. You become part of a team effort. You and your GMA friends work together as a unit. You learn from each other.
6. You laugh a lot. You have fun role-playing, working puzzles, going on overnight trips, and attending GMA slumber parties.

WHAT IS OUR PURPOSE?

The real purpose of the Girls' Missionary Auxiliary is spelled out in the Aim, Allegiance, and Star Ideals. Let's look at these.


Aim

"To be ever alert to the conditions which exist throughout the world; to keep our minds at all times centered on our Lord and Savior Jesus Christ; to remember always to keep our bodies as temples of God, unspotted from the world; to cast selfish desires out of our hearts; and to help our Missionary Baptist churches to carry the gospel to every corner of the world."

Each member tries hard to practice this aim in her own life. Let's take a closer look.

"To be ever alert to the conditions which exist throughout the world...."

You can be aware of problems in the lives of your friends as well as people in other states or countries. When you notice the needs of other people, you will begin to care about them.



"To keep our minds at all times centered on our Lord and Savior Jesus Christ...."

A good rule to go by comes from Philippians 4:8.

*"Whatsoever things are true,
whosoever things are honest,
whosoever things are just,
whosoever things are pure,
whosoever things are lovely,
whosoever things are of good report;
if there be any virtue, and if there be any praise,
THINK ON THESE THINGS."*

Thinking about Christ will cause you to have a good feeling about yourself. When you feel good about yourself, you want to fill your mind with clean thoughts. Your conversation will show that Christ is first in your life, unlike those who tell vulgar jokes and use cheap slang or profanity. Reading wholesome books and magazines, watching wholesome television programs, and listening to wholesome music will keep your mind open to Christ.

Psalm 19:14 is a good verse to live by. *"Let the words of my mouth, and the meditation (thoughts) of my heart, be acceptable in thy sight, O LORD, my strength, and my redeemer."*

"To remember always to keep our bodies as temples of God, unspotted from the world...."

Your body is God's temple. It is your job to protect it. Temptations come in many forms: smoking, drinking, dancing, petting, taking drugs, and other habits that cheapen the temple of God. Keeping your body pure tells your friends you belong to Jesus.

"To cast selfish desires out of our hearts..."

Think more about others and less about yourself. Being unselfish is not easy. Learn to be kind and generous even when others are unkind. Being kind gives you a good feeling.

"To help our Missionary Baptist churches to carry the gospel to every corner of the world."

The Lord Jesus was talking to you when He told His churches, "Go ye into all the world, and preach the gospel to every creature" (Mark 16:15). Every church member, both young and old, is responsible to spread the good news about Jesus. All of us cannot go to other countries as missionaries, but we can tell the people around us about Jesus. We can pray for our missionaries and for the people our missionaries are working with. We can give money to support them. In GMA you will learn how you can help in missions.

The Allegiance

"Realizing that I am an ambassador for Christ and that I have a responsibility to tell a lost world of Jesus, I now assent my allegiance to Jesus Christ, to His church and her activities, knowing that with the Lord's help, I shall ever seek to:

**Dwell in a realm of prayer,
Dwell in a realm of Bible study,
Dwell in a realm of faith,
Dwell in a realm of love,
Dwell in a realm of service."**

What is an ambassador? An ambassador is a messenger. When you were saved, you became a messenger for Christ. Allegiance means "loyalty." Because Christ deserves your loyalty, His church will have first place in the use of your talents and time.

The GMA Allegiance is taken by each Christian girl when she becomes a member of the auxiliary. It states her desire to dedicate her life to Jesus and to be busy for Him. Girls who are not saved do not say the Allegiance, for they cannot be loyal to Christ until they know Him as Savior.

The Star Ideals

The star is the symbol of the Girls' Missionary Auxiliary. Each point of the star stands for an ideal that the GMA member wants to achieve in her life.

The Bible says that those people who are wise shall shine like stars and lead others in the right way (Daniel 12:3).

As you work to add these ideals to your own life, you will be doing as Christ commanded. *"Let your light so shine before men, that they may see your good works, and glorify your Father which is in heaven"* (Matthew 5:16).

Let's take a closer look at the Star Ideals.

To dwell in a realm of prayer: Another way to say this is, "Talk with God every day." He wants you to let Him know how you feel. He likes to hear you say, "I love You" and "Thank You for caring for me. He wants to help you with your problems. When you pray, the Holy Spirit will guide you in making right decisions.

The Bible teaches, "Pray without ceasing" (1 Thessalonians 5:17). That verse means, "Talk with God throughout the day."

To dwell in a realm of Bible study: In GMA you will learn how to study the Bible. You will bring your Bible to GMA meetings. You will use it often during each session. You can learn to locate Scripture passages quickly. The lesson books you use in your class time will aid you in knowing God's Word. You will memorize many Bible verses.



"Study to shew thyself approved unto God, a workman that needeth not to be ashamed, rightly dividing the word of truth" (2 Timothy 2:15). When you study God's Word each day, you will truly live in the area of Bible study.

To dwell in a realm of faith: In GMA you will learn to exercise your faith. Exercise will make your faith stronger.

"Without faith it is impossible to please [God]" (Hebrews 11:6). Faith is believing that God will do what He says. As you see your prayers answered, your faith will increase.

Staying in an attitude of faith also means being faithful. You will be a faithful friend to GMA members. You will be faithful to attend Bible classes, prayer meetings, and worship services.

To dwell in a realm of love: In GMA you will learn more about God's love for you. Since He loved you enough to die for you, you should love Him enough to live for Him and others.

Jesus told us to love God with all our hearts and with all our minds. He also told us to love our neighbors as we love ourselves (Matthew 22:37, 39).

Jesus said, *"A new commandment I give unto you, that ye love one another; as have loved you, that ye also love one another. By this shall all men know that ye are my disciples, if ye have love one to another"* (John 13:34-35). He was saying, "Love others as I have loved you. When you love others in this way, people will know you belong to Me." Thinking about this will make you want to live in an attitude of love.

To dwell in a realm of service: Love and service go together. Jesus said, *"If ye love me, keep my commandments"* (John 14:15). Because you love Jesus, you will show that love by obeying and serving Him.

The Lord set a great example in serving others. *"The Son of man came not to be ministered unto, but to minister, and to give his life a ransom for many"* (Matthew 20:28).

Jesus wants us to serve others also. We are happiest when we do things to help in the service of the church.

In GMA you have many opportunities to serve the Lord. You will give parts on programs, bring devotionals, use your talents, and lead other girls to Christ. You will learn to give your time, treasures, and influence in service for Christ. Real joy will come as you daily live in an attitude of service.

GMA Watchword

"Now then we are AMBASSADORS for Christ" (2 Corinthians 5:20).

This GMA motto gives us the reason for our entire program: the studying, praying, loving, serving, trusting. We want to be the best messenger of Jesus' good news.

Our GMA song says what we believe. (See page 12.)

Serving Christ in GMA

RUTHIE BROOKS

In the realm of of prayer I must dwell, If the
To the lost of the world I must go, If sal -

love of God I can tell Live by faith a -
va - tion's way they can know May Christ be re -

long the way, Read my Bi - ble ev - 'ry day
vealed in me, As I live a - bun - dant - ly

Ser - ving Christ in G - M - A.
Ser - ving Christ in G - M - A.

© Copyright 1968 by Baptist Publications Committee, Little Rock, Arkansas 72201

2. WHAT HAPPENS AT A GMA MEETING?

Your GMA meeting can be very exciting. Each meeting begins with an assembly of all the girls.

Each meeting includes a prayer time. We express our love and praise to God. We thank Him for His blessings upon us. We pray about missionaries' needs, individuals' needs, and church needs. A highlight of our meeting is sharing prayers that have been answered.

Once each month there is a business/planning session. The other meetings are for study. At the study meetings, the counselors will direct small groups of girls in Forward Step work. The younger girls study GMA - My Special Place to guide them in the Forward Steps. The older girls, who have finished that book, study Fit for the King.

THE PERSONAL SERVICE REPORT

During every weekly meeting, each girl will report certain acts of service to God. This is a time for each girl to question herself about what she has done for the Lord during the past week. She will report the following:

1. **Personal soul talks:** Include any conversations you have with unsaved persons, telling them how they may be saved or encouraging them to accept the Lord as their Savior. You may also count any letters you write to unsaved persons explaining how to be Saved and encouraging them to accept Christ.
2. **Hours of Bible Study:** Include the time you spend in reading and studying the Bible when you are preparing for Sunday School, Christian Growth Ministry, devotionals, or other special occasions. Add to that the time you spend in your private or family devotions.
3. **Memory verses:** Include all Bible verses you memorize in your Forward Steps, Sunday School, Vacation Bible School, or other Bible memory projects.

<p>Your counselor can photocopy the form on page 14 and use the copies for individual reporting in your weekly GMA meetings.</p>
--

MY PERSONAL SERVICE

For the week ending _____

Date

Personal Soul Talks

Conversations and letters explaining to unsaved persons how to be saved or encouraging them to trust Jesus as Lord and Savior.

Hours of Bible Study

Time reading and studying the Bible in preparation for Sunday School, Christian Growth Ministry, devotionals, etc., plus time spent in private and family devotions.

Memory Verses Recited

Number of Bible verses memorized in Forward Steps, Sunday School, Vacation Bible School, and other memory projects.

THE OFFICERS

Let's meet the girls who lead you in your GMA meetings.

President: I preside at GMA meetings. I make sure to start on time. I call the meeting to order with a song and prayer or maybe a devotional. I stand before the auxiliary when presiding over the business meeting.

I call for the secretary to read the minutes. When she has finished reading the minutes, I say, "Are there any corrections to the minutes?" If not, I announce, "The minutes stand approved as read." If there are corrections, the secretary makes them as requested. Then I say, "The minutes stand approved as corrected."

I try to keep the meeting running smoothly so that we can cover everything necessary. Sometimes we get off the subject or get excited talking about a project we are planning. Then I help the other girls get back on the subject or move on with the meeting.

I appoint needed committees. Of course, I have my counselor to advise me in this. I work closely with her in promoting every phase of our GMA work. I pray, study the manual, and do everything I can to help our GMA be the best. I try to set an example in faithful attendance and in working on Forward Steps.

Here are some good business practices which we try to use.

1. Any member who wishes to speak or make a motion will stand and address the president. After being recognized by the president the member may state her motion.
2. All motions must be seconded. After a motion is seconded, the president clearly states the motion and asks if there is any discussion. When the discussion is ended, the president says, "All who vote for the motion, raise your hand." Sometimes we take a voice vote of "aye" or "nay" or a rising vote "for" and "against." After the vote is taken, the president states whether the motion is carried or lost.
3. A nomination is made in the same way as a motion. The one making the nomination stands and gives the name of the candidate. A nomination does not require a second. Any number of nominations may be made for a certain office. When all desired nominations have been made, the president says, "If

there are no other nominations, I declare that nominations are closed." The vote is then taken. The nominee who receives the majority of votes is elected.

Vice-President: I preside when the president is absent or when the president asks me. I am much more than someone who just fills in." I work closely with the president so that I can carry on when she is not there. I am responsible for enlisting prospective GMA members. I make posters or displays, plan special enlistment activities or parties, and call or write prospects to invite them to GMA.

We also keep a scrapbook with pictures and articles about our GMA activities. When a prospect comes to a GMA meeting, I show her the scrapbook and tell her what we've been doing. I also sit with the prospect during our meeting and answer any questions she might have. I am enthusiastic in trying to enlist every girl of the church in GMA.

Another important responsibility of mine is taking care of the personal service reports. Each week I will ask each girl to report the number of personal soul talks, hours of Bible study, and number of memory verses memorized and recited. I will take good care of these reports. Every three months I add up the information in each heading and give the combined information to my counselor to be included on her Girls' Missionary Auxiliary General Report to the WMA and district GMA. It makes me feel really good to handle such an important job and to be prompt in doing it.

Secretary: I write and keep a record of the happenings of every meeting, including the program outlines and minutes of the business meeting. I read these minutes when called upon at each business meeting. I notify members of special meetings. I write neatly and try to be exact with the records and minutes. It is very important that I attend regularly. With the help of our counselor, I keep an accurate record of each girl's attendance.

Treasurer: The counselor helps me keep an accurate record of all money which comes through the GMA. She keeps the money; keep a record of how it is spent. I give a balanced report of finances at each business meeting. I try to be very careful and accurate, and I keep exact records in a neat, businesslike manner. My books are balanced regularly.

We receive an offering at each weekly meeting. I am enthusiastic about the projects we select and try to encourage the girls to give regularly. I make posters to keep the

GMA and the church informed about the projects we are supporting. I enjoy using my talents for the Lord in this way.

Historian: I keep a scrapbook of our GMA activities. I take pictures and collect programs from district, state, and national meetings. I include information about the projects we support. I keep everything neatly arranged in our special GMA scrapbook. I use my artistic ability to make the pages look attractive. I have fun keeping everything up to date. I am proud when GMA prospects see the fun things we do. I display our scrapbook at coronation receptions so the church members can see what we do.

Prayer Captain: I plan the prayer time for my auxiliary. I keep informed about our missionaries and their needs. I prepare prayer reminders each week one for each girl to use at the meeting and then take home with her. I make the reminders from construction paper by cutting a seasonal or other creative shape and placing the name of the missionary on the object. We pray for the missionaries at the meeting and each girl then prays for her missionary at home throughout the week. These reminders attached to the refrigerator or mirror certainly help us to remember that particular family in prayer.

Song leader: I am enthusiastic in planning choruses and hymns that our GMA will enjoy singing. I try to learn new choruses and hymns so we can use them at the meetings. I give the music to the pianist ahead of time so she will have time to practice.

Pianist: I work closely with the song leader to prepare music that will help our girls praise the Lord. I practice the music each week so I will do my best at the GMA meetings.

3. WHAT ARE FORWARD STEPS?

The Forward Steps program is a guide for individual study. It will challenge you to do your best. The program consists of nine steps, or lists of projects, for you to accomplish. If you start on the Forward Steps in the fourth grade and continue through the twelfth, you can devote a full year to each step.

The requirements are not easy. They will take quite a bit of your time and determination. The steps will help you study and memorize in a consistent manner.

You will need the lesson book *My Special Place* for your first four steps- Maiden, Lady-in-Waiting, Lady, and Princess. To help you complete those requirements- especially the Scripture memory work- your counselor will be teaching you lessons from the Forward Steps visual packets. Usually, you will be working with other girls who are learning the same scriptures.

For the Queen, Regal Queen, Imperial Queen, Superior Queen, and Sovereign Queen steps you will need the lesson book *Fit for the King*. It will help in your Scripture memorization and all the other work you will do in the Forward Step program. In these advanced steps you will work more independently than in your first four steps.

As you advance in the Forward Steps, you will gain knowledge that can influence your entire life. You will:

- ✓ Memorize many scriptures
- ✓ Study the Church Covenant
- ✓ Read some good mission books
- ✓ Learn what Baptists believe
- ✓ Become familiar with your missionaries
- ✓ Study the life of Christ and learn what He expects of you



REACH THE TOP!

In the beginning set your aim to reach the top. Take the steps one at a time and let nothing keep you from that desired goal - Sovereign Queen.

Discouragement could arise. Peer pressure may threaten you. Lack of time will perhaps frustrate you. Recognize these as obstacles Satan places in your life and use the Scripture you are memorizing to combat his attempts. God's Word will stop him when nothing else will. God's Word and your determination can make the difference between success and failure. Do not be satisfied to reach the first few steps. Becoming a Queen is a great accomplishment, but becoming a Sovereign Queen is the top. Anticipate it. Attempt it. Attain it!

"This I pray, that your love may abound yet more and more in knowledge and in all judgment" (Philippians 1:9).

HELPS ON FORWARD STEPS

As you begin working on the requirements, study carefully the following suggestions:

1. Attempt requirements in each step one by one. Your counselor will help you decide the best order in which to proceed.
2. Pass the requirements satisfactorily, one at a time, to your counselor's satisfaction.
3. As you pass each requirement in a step, have your counselor initial and date the "Approval" column in your manual and the form in your lesson book and then mark her records.
4. You need to study all the work you have completed on a step before going before the Reviewing Council (a group of adults who Will question you about your Forward Step work). Review all lessons in your lesson book. The Reviewing Council will not ask for all the information, but you won't know which items they might require.
5. In advancing in the steps, you cannot count anything more than once.
6. In the scriptures listed for reciting, a hyphen (-) means "through". For example, Matthew 5:1-16 means that you are to recite all sixteen verses at one sitting. You must memorize the reference with the passage.
7. In addition to a memory book, which you will begin as a Maiden and continue to keep until you are a Sovereign Queen, you should keep your own copy of

your lesson book in order to complete all work in each step. Your counselor should initial and date each lesson as you finish it.

8. You should take a full year for each step in order to do the work thoroughly. (Certain exceptions to that rule will be explained later).

HOW TO MEMORIZE

Memorizing is a major part of your Forward Steps in GMA. Your attitude will play an important part in your ability to memorize. Begin your Forward Steps with a positive attitude- I can accomplish this in a short time.

Here are some suggestions that may help you as you memorize:

1. Attend the class to hear the lesson taught on the requirement you are about to memorize. Listen carefully to the lesson. Ask questions about things you don't understand, especially words whose meanings you don't know. Complete the pages in your lesson book.
2. Use a dictionary to look up the meanings of all important words in the verses. You may assume you know the meaning, only to discover from the dictionary that you did not have the right idea about how the word fits into the verse.
3. Rewrite the verses one by one, inserting the meanings of the most important words. Notice how the message begins to become clear.
4. Read over your rewritten verses several times to get the full meaning of the entire passage.
5. Beginning with the first verse of the passage, write the verses in sentences or paragraphs. Stop at periods and begin another paragraph on your paper. Write the entire passage in this form. Read it Over several times. As you read, concentrate on the words and their meanings.
6. Begin memorizing one verse at a time. Write that verse on paper. Read it over several times. Try to say as much of it as possible without looking at your paper. Read it over to check your accuracy. If you learn a mistake in your verse, you will always have trouble saving it accurately. Memorize to the end of a sentence before going on to another section of the passage. Repeat it several times to yourself.
7. Ask someone to listen as you repeat the verse or verses you have learned. Give the person your Bible or paper you are memorizing from. Ask her to read as you recite and tell you when you make a mistake. Repeat the verse(s) several times before going on to the next verse.

8. At your next GMA or the next time you see your counselor, ask to recite the verses you have learned.
9. Before you can receive credit for completing the verses, you should have heard the lesson taught, completed your lesson-book pages, and successfully recited all the verses included in the passage you are working on and its location in the Bible.

REVIEWING COUNCIL

After you have satisfactorily passed all the required work for one step and each project has been approved by your counselor, you are ready to go before the Reviewing Council. The Reviewing Council for the Girls' Missionary Auxiliary is appointed by the president of the local Women's Missionary Auxiliary. The council may be composed of three to five interested adults. They should approve all Forward Step work-memorized work as well as lesson book and memory book.

The council is not a "firing squad," but a group of adult church friends who will help you do your best. They will assist you if you have problems or do not pass, encouraging you to try again when you stumble.

Going before the Reviewing Council will help you retain the material you have learned on each step. Since you will not know which memory work they will ask you to recite or which projects to explain, it is safer to prepare to recite the entire step; then you will be sure to know whatever they ask. When you have successfully answered all the questions of the Reviewing Council, the council members will authorize your award. After you have passed the Reviewing Council, you will be ready to begin work on the next step.




AWARDS

When you attend three consecutive GMA meetings, you may become an active member. During your initiation into the GMA, you will receive the basic pin featuring the GMA emblem.

When you complete the Maiden requirements, you will receive a wreath to attach to your basic pin. As you complete requirements on additional Forward Steps, you will receive the Lady-in-Waiting, Lady, and Princess bars to attach to your pin unit.

Then when you complete the Queen step, you will receive a special new pin. Since the Queen pin shows everyone that you have already attained the other steps, you may save your basic pin and its attachments in your GMA memory book and wear just the Queen pin. However, you may wear your basic pin and its attachments beside your Queen pin if you prefer. As you complete the requirements on additional Forward Steps, you will receive a Regal Queen wreath and Imperial Queen, Superior Queen, and Sovereign Queen bars to add to your Queen pin.



At your coronation as a Queen, you will be eligible to receive a rhinestone tiara (crown). You may wear a white gown to your coronation. Having earned the crown, you may wear it, along with your white gown and pin awards, at all formal GMA activities.

When you become a Regal Queen, you may receive a bracelet as a personal gift. When you become an Imperial Queen, you may receive a scepter to carry as a symbol of authority. When you become a Superior Queen, you may receive a sash to be worn from the left shoulder to the right waist. And when you become a Sovereign Queen, you may receive a Bible with all the scriptures you have memorized in the Forward Step program (Maiden through Sovereign Queen) highlighted in yellow. You may wear or carry all these awards which you have earned to any GMA coronation in which you participate.

Likewise, you may wear whatever pins, wreaths, and bars you have earned as a part of your formal wear for presentations and coronations. They are also appropriate to wear on less formal GMA occasions such as special programs, district meetings, or retreat. In fact, you may wear your GMA pin awards to church services, to school, or to any other place where you would like to identify yourself as a GMA member.

FORWARD STEPS RECORD

In order to earn the awards listed above, you will be memorizing scripture, reading books, studying missions, and conducting other activity projects. The following pages list specifically what you must do to achieve each step.

As you examine the list, you will notice particular lesson titles for you to complete before you recite a memory project. There are also lesson titles in connection with missions studies and certain activity projects. You will find the indicated lessons in your lesson book *My Special Place or Fit for the King*. The lessons will help you to memorize a required scripture or guide you in conducting research, organizing a project, or reporting your work.

FORWARD STEPS RECORD: MAIDEN

To become a Maiden:

Approval

1. Complete the first lesson in *My Special Place*
 Recite from memory:
 The GMA Watchword.....
 The GMA Aim
 The Allegiance and Star Ideals.....
2. Complete "I Am a Sinner"
 Recite these Scriptures with their reference:
 Romans 3:23.....
 Romans 3:9-10
3. Complete "Dana's Discovery"
 Recite Galatians 3:22 with its reference.....
4. Complete "My Need of the Gospel"
 Recite these scriptures with their references:
 Isaiah 53:6
 John 3:36
 John 3:16-18.....
5. Complete "What I Must Do to Be Saved"
 Recite these scriptures with their references:
 Acts 16:31.....
 Romans 10:9-10, 13
6. Complete these lessons:
 "Sweeter Than Honey"
 "God's Messengers"
 "The Prophet Messengers"
 Recite the list of Old Testament books.....
7. Participate in a program.....
 Participate in a second program

8. Read and report on one missions book.....
9. Begin a memory book of your GMA activities. Include programs and pictures of presentations, coronations, and district, state, and national meetings, etc.
10. Complete "You Can Be a Missionary Too!"
11. Complete the Maiden projects in "My Town":
 - Missions to the sick
 - Missions to friends
 - Missions to new people.....
12. Complete the introduction to "My State"
 - Record information on two cities in "My State":
 - First city
 - Second city
13. Complete "My Nation - My World"
14. Record information on three states in "My Nation." In place of one state, you may read and complete the book *A Children's Companion Guide to America's History*.
 - First state.....
 - Second state.....
 - Third state
15. Record information on four countries in "My World":
 - First country
 - Second country
 - Third country
 - Fourth country
16. Prepare your Maiden section for final inspection

Reviewing Council's approval of your Maiden step

Signature

Date

Date of presentation and award _____

FORWARD STEPS RECORD: LADY-IN-WAITING

To become a Lady-in-Waiting:	Approval
1. Complete "We Covenant Together"	_____
Give answers to your counselor's questions about the Church Covenant	_____
.....	
2. Complete "Characteristics of a Christian": Lesson 1 (Matthew 5:1-12)	_____
Lesson 2 (Matthew 5:13-16)	_____
Recite Matthew 5:1-16 with the reference.....	_____
3. Complete "The Law of a Christian"	_____
Recite Matthew 22:35-40 with the reference.....	_____
4. Complete "Dying in Order to Live"	_____
Recite John 12:32 with the reference	_____
5. Complete "As You Go..."	_____
Recite Matthew 28:19-20 with the reference.....	_____
6. Complete "God Kept His Promise"	_____
Complete "A New Helper"	_____
Recite the list of New Testament books.....	_____
Complete "Know Your Bible"	_____
7. Read the biographies of three great Baptists and report on each: First biography.....	_____
Second biography.....	_____
Third biography	_____
8. Serve on a committee	_____
9. Complete the lesson "Becoming a Missionary"	_____
10. Complete the Lady-in-Waiting projects in "My Town": Missions through giving.....	_____
Missions to friends	_____
Missions to an institution	_____

11. Record information on two cities in "My State":

First City.....

Second City.....

12. Record information on three states in "My Nation." In place of one state, you may read and complete the book A Children's Companion Guide to America's History, if you have not already done so.

First state.....

Second state.....

Third state

13. Record information on four countries in "My World":

First country

Second country

Third country

Fourth country

14. Prepare your Lady-in-Waiting section for final inspection

Reviewing Council's approval of your Lady-in-Waiting step

Signature Date

Date of presentation and award _____

FORWARD STEPS RECORD: LADY

To become a Lady:

Approval

1. Complete "Make a Joyful Noise"
 Recite Psalm 100:1-5 with the reference
2. Complete "Seek Ye the Lord"
 Recite Isaiah 55:6-9 with the reference
 Recite Ecclesiastes 12:1 with the reference
3. Complete "What in the World Has Come Over You?"
 Lesson 1 (Matthew 6:19-24)
 Lesson 2 (Matthew 6:25-33)
 Recite Matthew 6:19-33 with the reference.....
4. Read at least three consecutive issues of Mission:World, the BMAA missions magazine, and do all of the following:
 Complete "North American Missions"
 Name at least eight interstate missionaries and tell where they are working.....
 Complete "International Missions"
 Name the foreign countries where BMAA missionaries are working and report on what they are doing
5. Participate in a program.....
 Participate in a second program
6. Read and report on one missions book.....
7. Complete the Lady projects in "My Town":
 Missionary caring
 Missionary testimony
 Missionary prayer.....
8. Record information on two cities in "My State":
 First city
 Second city

9. Record information on three states in "My Nation." In place of one state, you may read and complete the book *A Children's Companion Guide to Americas History*, if you have not already done so.

First state.....

Second state.....

Third state

10. Record information on four countries in "My World":

First country

Second country

Third country

Fourth country

11. Prepare your Lady section of My Special Place for final inspection

Reviewing Council's approval of your Lady step

Signature Date

Date of presentation and award _____

FORWARD STEPS RECORD: PRINCESS

To become a Princess:

Approval

1. Complete "God's Hall of Fame"
 Recite Hebrews 11:7-25 with the reference
2. Complete "Ask, Seek, Knock"
 Recite Matthew 7:7-14 with the reference.....
3. Complete "What We Believe":
 Lesson 1.....
 Lesson 2.....
 Lesson 3.....
 Lesson 4.....
 Lesson 5.....
 Lesson 6.....
 Pass a written exam on "What We Believe"
4. Participate in a program.....
 Participate in a second program
5. Read and report on the book *The Girl With the Missionary Heart*.....
6. Complete "Special Missions Project"
7. Record information on two cities in "My State:"
 First city
 Second city
8. Record information on three states in "My Nation." In place of one state, you may read and complete the book *A Children's Companion Guide to America's History* now, unless you have done so on a previous step.
 First state.....
 Second state.....
 Third state
9. Record information on four countries in "My World":
 First country

Second country_____

Third country_____

Fourth country_____

10. Prepare your Princess section of My Special Place for final inspection ... _____

Reviewing Council's approval of your Princess step

Signature Date

Date of presentation and award _____

FORWARD STEPS RECORD: QUEEN

To become a Queen:

Approval

1. Study the life of Christ by completing the following lessons in Fit for the King:
 - "The Promise"
 - "Behold! An Obedient Teenager!"
 - "Making Right Choices"
 - "See God in Christ"
 - "His Commitment to Me - Part One"
 - "His Commitment to Me- Part Two"
2. Complete "Love in the Bible"
 Complete "Love in My Life"
 Recite 1 Corinthians 13:1-13 with the reference
3. Complete "A Life to Be Modeled"
 Recite Proverbs 31:10-31 with the reference
4. Purchase and read the book *What's a Girl to Do?* and complete all work sheets. Complete the report in Fit for the King.....
5. Complete your study of "Daniel Springs Baptist Encampment"
6. Complete your study of "Armed Forces and Institutional Chaplaincy Department"
7. Learn about your Christian heritage in America by completing one of the following. (You have the option of doing this project in a later step. You are required to complete it by the Sovereign Queen step.)
 - a. Review the book *A Children's Companion Guide to America's History*. Give an oral report on the questions and exercises. Include your personal convictions concerning your heritage of religious freedom and the privileges and responsibilities that go with this God-given freedom.....
 - b. Teach *A Children's Companion Guide to America's History* to a Maiden, a Lady-in-Waiting, a Lady, or a Princess.....

- c. Read the books *The Light and the Glory* and *From Sea to Shining Sea*. Give an oral report on them, including your personal convictions concerning your heritage of religious freedom and the privileges and responsibilities that go with this God-given freedom
8. Prepare your Queen lessons for final inspection

Reviewing Council's approval of your Queen step	
_____ Signature	_____ Date
Date of presentation and award _____	

FORWARD STEPS RECORD: REGAL QUEEN

To become a Regal Queen:

Approval

1. Study the life of Paul by completing the following lessons:
 - "From Persecutor to Missionary"
 - "Trained to Tell"
 - "Missionary, Teacher, Writer"
 - "The Witnessing Prisoner"
2. Complete "His Church"
 - Recite 1 Corinthians 12:12-31 with the reference
3. Complete "Growing in the Likeness of Christ"
 - Recite 2 Peter 1:5-12 with the reference
4. Complete "Giving with a Smile"
 - Recite Malachi 3:10 with the reference
 - Recite 2 Corinthians 9:6-8 with the reference
5. Help train a girl to become a Maiden
6. Complete your study of "Medical Missions"
7. Complete your study of "Lifeword Broadcast Ministries"
8. If you did not complete project 7 in the Queen step, you may do so now or do it with a later step. (See page 32.)
9. Prepare your Regal Queen lessons for final inspection

Reviewing Council's approval of your Regal Queen step

Signature Date

Date of presentation and award _____

FORWARD STEPS RECORD: IMPERIAL QUEEN

To become an Imperial Queen:

Approval

1. Complete "No Compromise - I John 2:15-17"
 Recite I John 2:15-17 with the reference
 Complete "No Compromise - Romans 12:1, 2"
 Recite Romans 12:1, 2 with the reference
2. Complete these "An Acceptable Life" lessons:
 "Colossians 3:1-9"
 "Colossians 3:10-17"
 Recite Colossians 3:1-17 with the reference
3. Complete "A Way of Escape"
 Recite 1 Corinthians 10:13 with the reference.....
4. Read two books on spiritual growth and write a report on each:
 First book.....
 Second book.....
5. Make a character study of Ruth by completing "Ruth – Love in a Crisis"
6. Serve Christ in your home, church, and community by completing any four of the following projects:
 - a. Keep a Star Ideals diary for one month.....
 - b. Complete "Honor and Obey." Chart your success in obeying your parents for two weeks
 - c. If your home does not have family worship, help to start those devotional periods.
 Complete "Family Altar"
 - d. Help write a creative skit depicting a family relationship and present it for your local auxiliary or church group. Complete "Family Relationship Skit"
 - e. Serve your church in one of the following ways, and complete "Serving My Church".
 - ☐ Sing in the choir
 - ☐ Play the piano or organ for a service

- ☐ Serve as an officer of a church-sponsored organization
- ☐ Make a large, attractive poster to publicize some phase of your church's or association's activity. For example, it could promote any regular service, a special service, a missions project, or a special offering.
- f. Prepare and give at some service other than GMA devotional or a part on a program. Use some type of Visual aid (object lesson, chalkboard, flannelgraph, etc.). Complete "Presenting a Program"
- g. Complete "Christians/Alcohol/Drugs"
- h. Complete "Why I Do Not Smoke"
- i. Cook and carry food to three persons who are ill, shut-in, or bereaved.....
- 7. Complete your study of "Baptist Publishing House"
- 8. Complete your study of "BMA Theological Seminary"
- 9. Complete your study of "Ministers Resource Services"
- 10. Complete your study of "Baptist News Service".....
- 11. If you have not completed project 7 in the Queen step, you may do so now or in a later step.
(See page 32.)
- 12. Prepare your Imperial Queen lessons for final inspection

Reviewing Council's approval of your Imperial Queen step	
_____ Signature	_____ Date
Date of presentation and award _____	

FORWARD STEPS RECORD: SUPERIOR QUEEN

To become a Superior Queen:

Approval

1. Complete these "Be All That You Can Be" lessons:
 - "Ephesians 6:10-12"
 - "Ephesians 6:13-18"
 - Recite Ephesians 6:10-18 with the reference.....
2. Complete these "Pledge of Allegiance" lessons:
 - "Galatians 5:16-18"
 - "Galatians 5:19-21"
 - "Galatians 5:22-26"
 - Recite Galatians 5:16-26 with the reference.....
3. Complete "That They May Know"
 - Recite Titus 2:1-8 with the reference.....
4. Read a book on salvation. Complete "Train to Tell" in Fit for the King. Be able to explain the way of salvation, using your Bible to locate the scriptures you use
5. Make a character study of Mary, the mother of Jesus, by completing "A Teenager Fit for the King"
6. Complete any three of the following missions projects:
 - a. Research the history of the church you attend. Complete "The History of My Church" in Fit for the King
 - b. Write letters of encouragement to three missionaries. They may be either local, state, North American, or international workers. Read any answers which you receive to your GMA. Record your experience in "Letters to Missionaries"
 - c. Distribute at least twenty-five gospel tracts. Complete "Witnessing by Giving Gospel Tracts"
 - d. Obtain at least three subscriptions to Mission:World, the missions magazine of the Baptist Missionary Association of America
7. Complete your study of "Department of Church Ministries"

8. Complete "This-Is-It Club"
9. If you have not completed project 7 in the Queen step, you may do so now or in the Sovereign Queen step. (See page 32.)
10. Prepare your Superior Queen lessons for final inspection

Reviewing Council's approval of your Superior Queen step

Signature

Date

Date of presentation and award _____

FORWARD STEPS RECORD: SOVEREIGN QUEEN

To become a Sovereign Queen:	Approval
1. Complete "Fear Not"	_____
Recite Psalm 91:1-16 with the reference	_____
2. Complete "Forever His"	_____
Recite Romans 8:1-4, 16-18, 28, 35-39 with the reference	_____
3. Complete "Never Perish"	_____
Recite 1 Thessalonians 4:13-18 with the reference	_____
4. Complete "The King's Return"	_____
Recite 2 Peter 3:9-14 with the reference	_____
5. Complete "The Glorious City"	_____
Recite Revelation 21:1-7 with the reference	_____
Complete "The Beautiful Garden"	_____
Recite Revelation 22:1-7 with the reference	_____
6. Read Cobb's Baptist Church Manual and complete the study guide.....	_____
7. Read two books on spiritual growth and report on them.	
First book.....	_____
Second book.....	_____
8. Become acquainted with the work of the Women's Missionary Auxiliary by completing "Serving Christ in WMA"	_____
9. Complete "How to Write Notes," including the 8 sets of sermon notes..	_____
10. Seek to please God with your life by completing any four of the following projects:	
a. Keep a prayer list. See "Daily Prayer Chart"	_____
b. Seek to lead a person to trust Christ as Savior. Use your Bible to explain the way of salvation to the person. Complete "Sharing Christ"	_____
c. Plan a visitation program and work it for three months.	
See "My Visitation Program"	_____

- Reviewing Council's approval of your Sovereign Queen step

Signature Date

Date of presentation and award _____

4. HOW CAN YOU HELP IN MISSIONS?

In GMA you learn about missions. You learn what the Bible says about missions, the history of missions, and missions work today.

The Bible says a lot about missions. It tells about God's plan for missions. It tells that He loves all people and that He planned a way for people to be forgiven of their sins. The Bible also tells about Jesus and how He came into the world to show God's love.

You learn about missions as you study what the church did during New Testament times. You discover ways Christians in the Bible told other persons about Jesus.

The history of missions is an important part of GMA. You learn about missionaries in the Bible such as Peter and Paul and missionaries of long ago like William Carey and Adoniram Judson. You also learn of missionaries in more recent times such as Jack and LaTrell Bateman.

Most of your study in GMA is about the work the Baptist Missionary Association of America is doing today. You will learn who the BMAA missionaries are and what they are doing by reading the missions magazine Mission:World.

Learning about missions makes you want to help in missions. Notice three ways a girl your age can help in Girls' Auxiliary. You can pray for missionaries and the work they are doing. You can give money and do things to help missionaries. You can do things for persons who have special needs; you can help them find out about Jesus.

BY PRAYING

When you pray for missionaries and the people to whom they minister, you help missionaries with their work. You are taking part in missions. You can pray for local and international missionaries.

Your GMA prayer captain will plan the prayer time in your auxiliary and encourage you to pray throughout the week.



You may attend prayer service in your church on Wednesday night and join in the prayer time for missionaries. You will want to make your own prayer list and use it during your private devotions. List missionaries and other persons for whom you would like to pray.

BY GIVING

You can help in missions by giving. You can bring your offerings to Sunday School, and you can also give to the special projects in your church as well as your GMA. Part of the tithes and offerings that your church collects each week go to missions.

Begin now forming the habit of giving to the church one tenth of all the money you get. Your church will use part of it for her own needs and decide how much to give to the local, state, and national associational work. You may also want to regularly save each week for the special missions offerings.

The national Girls' Missionary Auxiliary sometimes gives a trip to Mexico to the local GMA that gives the most to the national project. You will want to encourage your group to give as much as possible for these worthy causes.

BY DOING

In Girls' Missionary Auxiliary you learn to help people who have special needs. You will form the habit of noticing and helping people. You and your GMA friends can plan projects for those in need. By helping in this way, you let them know that God is using you to love them.

Persons with special needs might include:

- ✓ children in children's homes
- ✓ poor people
- ✓ those with physical handicaps
- ✓ people of other races
- ✓ those from other countries
- ✓ people who cannot read and write
- ✓ sick people

As you help in missions by doing for others, you are learning. You learn more about a person's needs, and as you help him, you gain a better understanding of him. Doing for others is a very real way to show God's love. Perhaps you can lead the person you are helping to have a relationship with your Savior.

5. WHAT ABOUT THE OLDER GIRLS?

The girls in grades nine through twelve are members of the Young Ladies' Auxiliary, or YLA. The YLA is really a part of the Girls' Missionary Auxiliary although it has its own special name. The grade the girl is in determines whether she is in YLA or the younger GMA.

The following elements of GMA, as described elsewhere in this manual, apply to YLA as well:

- ✓ The colors
- ✓ The emblem
- ✓ The Aim
- ✓ The Allegiance and Star Ideals
- ✓ The Watchword
- ✓ The GMA song (The letters YLA may be substituted for GMA in the song.)
- ✓ Personal service reporting
- ✓ Officers
- ✓ Reviewing Council
- ✓ Awards
- ✓ Forward Steps (Only two differences apply for YLA. First, time requirements can be waived under the circumstances explained below. Second, older girls can do Forward Step projects out of their usual order, subject to the Special services restrictions given below.)
- ✓ Miss GMA
- ✓ Dress
- ✓ Retreat and Houseparties
- ✓ GMA Week
- ✓ White Bible service

FORWARD STEPS IN YLA

Most girls who attain YLA age will have already worked through the first five Forward Steps (Maiden through Queen). Those girls who are working on the Forward Steps continue from one step to the next without interruption when they move into YLA.

The ideal schedule for the Forward Steps is as follows:

- 4th grade: Maiden
- 5th grade: Lady-in-Waiting
- 6th grade: Lady
- 7th grade: Princess
- 8th grade: Queen
- 9th grade: Regal Queen
- 10th grade: Imperial Queen
- 11th grade: Superior Queen
- 12th grade: Sovereign Queen

Sometimes a girl in grades nine through twelve will join GMA for the first time. Hopefully, she will want to work all the way through the Forward Steps, even though she is getting a late start. Also, some girls who failed to advance a step each year in the younger GMA will mature enough to want to catch up with the Forward Steps they did not complete in previous years.

In either case, the girl can achieve more than one step per year until she catches up with girls her age. The girl must do all the work, however, in order to earn each step. If she does, she has all the privileges of the girls who earn the steps at the regular pace of one per year.

If she does not complete all the previous requirements, she may still work along with girls her age. In this case, she may receive a certificate of recognition when she completes a step, but she does not qualify for a wreath, bar, or Queen pin to add to her basic GMA pin or for other awards listed for the queen steps on page 23. Girls who do not complete steps in order from the beginning also forfeit the privilege of becoming a Miss GMA.

YLA OBJECTIVES

In addition to continuing the Forward Step program, YLA Seek to provide other activities for girls who want extra work or who choose not to follow the Forward Steps. These other activities are called the YLA Objectives. The objectives provide opportunities for service, training for future responsibilities in auxiliary work, and an incentive which will encourage continued participation.

Any YLA member who wishes to participate may do the listed in the YLA projects Objectives. Those meeting nine of the objectives before graduating from high school will receive a certificate and special recognition in a presentation or coronation service. A small key charm is the suggested award for this accomplishment. The counselor may make necessary substitutions for the objectives. A girl cannot apply any work she does on her Forward Steps toward recognition in the YLA Objectives.

The YLA Objectives are:

1. Read three books relating to Christian service for girls and give a review of each. These books are suggested: Jack Hyles, *Let's Go Soul Winning*; Charles Sheldon, *In His Steps*; Ken Adams, *Sharing the Good News*; Neil Dumas, Paul Bearfield, Jackie Ricks, and John Newland, *Walk Your Talk*; Mary E. Smith, *Love Reaching*; Karen Mitchell, *All That We Need*.
2. Interview leaders of three different religious groups in the community and write a summary of the beginnings and beliefs of each.
3. Work with the WMA president in arranging a training session for GMA/YLA members by WMA officers, choosing a particular office of the girls' interest.
4. Write a summary of one personal witnessing experience, giving name, date, and situation.
5. Attend a state or national overnight meeting for YLA's. Write an account of the experience and share it with your organization. You will need to attend the meeting during the year in which you are working on this objective. Tell what meeting you attended, when and where, and something about the activities, people



whom you met or heard speak, and what the experience meant to you. Photographs will make the account which you write more interesting.

6. Serve for three months as assistant counselor of Sunbeams or GMA. Your YLA leader will help you contact the GMA or Sunbeam sponsor and will present your name to the WMA for approval. The Sunbeam or GMA counselor will explain your duties and will supervise your work. She will make a report to your counselor at the end of the quarter.
7. Complete a total of twenty-five hours of service for your church. Keep a record, telling the dates, time, and service rendered. Service may include one or several of these activities: (A) Serve as assistant to the church secretary in work pertaining to church projects. (B) Help in visitation directed by your church. That may include personal witness visitation with an adult. (C) Assist in a church census. (D) Assist in a children's department in Vacation Bible School.
8. Prepare a map of the United States, done indicating types of work by the Baptist Missionary Association of America; or prepare a world map, indicating countries where international missionaries are serving. Maps should be on poster board at least eighteen by twenty inches and should clearly indicate locations of missionaries.
9. Serve as prayer captain for your auxiliary for three months, selecting from Mission:World special prayer requests and presenting those needs to the girls. Make weekly prayer reminders in seasonal or other appropriate designs to be handed out at each meeting, spotlighting for each girl a different missionary and his needs.
10. Visit a local, district, or state mission or any denominational department and interview the person in charge. You may want to make a field trip to: (A) a children's home, (B) any mission point in your area, (C) a publication department supported by your church, (D) a BMA bookstore, (E) a school of higher education, or (F) the national encampment.
11. Read the Bible through in one year.
12. Complete fifteen hours of service for your community.

6. WHAT MAKES GMA SPECIAL?

GMA has some special features. Those features are extras to your regular GMA meetings and will help you enjoy GMA more. Let's look at these special things in GMA.

SPECIAL SERVICES

The initiation service for new members helps them realize that GMA is an important organization. It tells them it is a special privilege to be a member of a group with such high ideals. New members are encouraged to be loyal to Christ, who is the head of the church, to the church, and to GMA.

The installation service impresses newly elected GMA officers with their responsibilities as leaders. These services may be conducted each time the auxiliary elects officers.

The presentation service honors and awards girls who complete the work on any of the first four Forward Steps.

The coronation service occurs only when a girl has completed all the requirements for the Forward Steps to become a GMA Queen or a higher step. Girls who are candidates for the queen steps should be presented and awarded one at a time. The standard dress for all GMA queens is white.

PERSONAL RECOGNITION

GMA gives you a chance to receive special awards that show that your counselors and others value your accomplishments in GMA and in service to Christ generally. Some of these awards come on the local level when your counselor presents you a certificate noting a quality or achievement that she has observed in you. When you must meet certain requirements to earn a certificate, your counselor will explain them to you and describe any records you must keep.

One aspect of GMA which often excites girls is the Miss GMA selection. This program aims to encourage personal strength of character, faithfulness in service, and commitment to the Forward Steps.

MISS GMA (for girls in grades eight through twelve who have passed the Queen step or higher) or JR. MISS GMA (for girls in grades four through seven who have passed the Maiden step or higher) is a title that one girl may earn each year in your local auxiliary. It is not a popularity contest. The girl with the highest number of points gets to represent your auxiliary in the district selection. The district representative may enter the state selection, and the state representative may enter the national selection.

The Miss GMA/Jr. Miss GMA selection is based on an annual point system. This point system requires you to pass one Forward Step during the year, and it rewards you for going beyond that standard and for demonstrating zeal in doing so. The point system also calls attention to qualities and behaviors through which you can please God.



Your involvement in the Miss GMA/Jr. Miss GMA selection is voluntary. To participate you must have trusted Christ as your Savior, you must be single, you must be a member of the church you desire to represent, and you must complete at least one Forward Step during the year of the selection. You can let your counselor know of your desire to participate by completing a "Personal Commitment Agreement," which she can obtain from the national GMA promoter.

Your counselor will collect and keep all records pertaining to the Miss GMA/Jr. Miss GMA selection. She will include a statement of your work on the Forward Steps (or YLA Objectives)- including your promptness and neatness. She will also report your attendance record for GMA meetings from the local to national levels and for Sunday School, worship services, and midweek prayer meetings. And she will provide an evaluation of how well you demonstrate several qualities of Christian character. She will also ask you for items such as a picture and autobiography.

If you represent your church as Miss GMA or Jr. Miss GMA at the district level or higher, you will have the opportunity to answer questions in a personal interview about your work in GMA and your walk with Christ.

Even though you may work hard in GMA, another girl may score more points than you. Don't get discouraged or jealous. Only one girl will represent your church in each selection. Holding the title does not mean that she is the only girl who deserves recognition.

In fact, she represents you and all the other girls who faithfully serve Christ in GMA. Support the girls who are Miss GMA and Jr. Miss GMA in your church, district, or state. Pray for them and encourage them with words of love.

DRESS

To help you and others feel the importance of GMA, your counselor will sometimes ask you to dress a special way. She will usually call for the official GMA dress when you conduct a special service like an initiation service or a presentation service. She may do so too during certain activities during national GMA Week, at a state or district meeting, or any other time she wants you to feel special. As in other organizations, dressing alike will distinguish you and your friends as GMA members.

The official GMA dress is kelly green with short sleeves, a white collar, and a gold bow. Members of the YLA wear a green skirt with a white blouse and gold accents. Your counselor will provide information concerning the pattern and materials necessary to make your dress (even helping find a seamstress if this is a problem).

For special services, your counselor may ask you to dress more formally. Many prefer the formal gown for the coronation services. Traditionally, white is worn only by the girls who have completed the Queen step.

Specific dates for the meeting will be published in denominational papers. Mark your calendar so your group can be the first to register.

RETREAT

The highlight of our GMA year is the national GMA Retreat. GMA members in the fifth through twelfth grades can attend. We meet once a year at Daniel Springs Encampment, Gary, Texas.

The retreat lasts four days and includes many activities. You look forward to taking care of business on a national level, an impressive coronation service, a time for handcrafts, the Miss GMA presentation, Forward Step classes, recreation of various kinds, meeting missionaries, and making new friends.

DISTRICT AND STATE HOUSEPARTIES

Both counselors and girls look forward to the annual district and state houseparties. These meetings are planned for you to enjoy. It is a time when girls and their counselors from other churches come together for an overnight meeting in a church or on a campground.

There is nothing like girls in wall-to-wall sleeping bags covering a fellowship hall or gym. The meetings include time for singing, preaching, playing games, and getting to know your own GMA members better. These meetings provide a special time for you and God.



NATIONAL GMA WEEK

Each year a week in the calendar of the churches in the Baptist Missionary Association of America is set aside to promote GMA work. It is the third week in September.

During those days, the church gives emphasis to the importance of missionary education for every girl (in grades four through twelve) in your church. Those are days of enlistment, enlightenment, excitement, programs, and activities. Plan for them. Enjoy them.

WHITE BIBLE SERVICE

Every girl dreams of a special day in her future- her wedding day, when she will marry the young man of her dreams. Why not make your plans now to have another ceremony with your GMA friends just before your wedding day? You can have a white Bible service.

What is a white Bible service? It is a special program when the local GMA presents a white Bible to a to be married. young lady who is soon Just picture yourself dressed in your Queen formal with your crown on your head, receiving a white Bible from your GMA to carry in your wedding. Isn't that something worthy of the work involved in doing all the requirements for your Forward Steps?

You can accomplish that goal by setting it now when you ai just beginning your Forward Steps and then completing a step each year as you grow older. Make your plans now to be diligent to complete your steps.

Who is eligible for a white Bible service? Here are some things you need to do to be eligible to receive a white Bible from your GMA:

1. You should complete at least your Queen step before your wedding.
2. You should remain an active church member.
3. You should select for your husband someone who is saved and is a Baptist.
4. Neither you nor your future husband should have been previously married.

The white Bible service is to honor your purity and your application of God's Word to your life. Plan to be worthy to receive such a service prior to your wedding day. Strive for excellence in every part of your GMA work.

YOUR MEMORY BOOK

Your Maiden step requires that you begin a GMA memory book. You will continue making that memory book as you progress from one step to another as long as you are a GMA (or YLA) member.

Purchase a nice scrapbook from a department or office-supply store. You will want it to have a lot of pages, and make sure you will be able to add more pages to it when you fill those first pages. Choose a color that is complementary to your personality. Choose pages whose color is soothing to the eye. You will want it to look nice after you have filled it with your memorabilia.

The first page should be your title page. You may wish to put the words My GMA Memory Book, followed by your name and the name of your church. You can also add the date you begin the book and your grade and age at that time.

You may choose the next page for your Maiden-step section page. In attractive letters put the words Maiden Step. Use stencils if you cannot make large, neat letters freehand.

You may wish to use coloring pencils or markers to make the pages attractive, but first draw everything lightly in pencil so your completed page will be neat and free of ugly scribbles or ink smears. Outline your letters first, and then fill them in with color. Remember that you will be using this memory book for as long as nine years. You will want it to be neat and attractive.

Take a box, such as a shoe box, and label it "GMA Memory Items" or some similar label. When you attend a district, state, or national meeting, save your name tag, your program, and other memorabilia, and put them in your box until you have time to place them neatly in your memory book. It is best to save for several weeks or even months so that when you put the items in your memory book, you can arrange them neatly on the pages.

You will want pictures of the meetings you attend. Ask that your GMA select someone to take pictures for the group at each meeting and have copies made for each girl. (Be sure to pay for your picture.)

Ask your counselor to plan a special time for all of you to bring your memory books and put your memorabilia in them at the same time. You can share ideas and maybe

even exchange items. You can do this once a quarter and keep your memory book up to date.

To glue items in your memory book, use only rubber cement or craft glue. Ordinary school glue will crack and peel after a while. Tape will turn dark, curl up, and peel off. You will want your book to look nice after several years, so begin using the proper glue at the beginning. You may need to place some items in a clear plastic bag or even staple them to the page. Ask your counselor or your mother for advice when you are in doubt.

If you have an older sister, cousin, or friend who has made a memory book, she can give you some excellent ideas for a neatly done memory book. Be creative and make your memories attractive. You will enjoy reviewing your memory book for many years to come. Someday you may even show it to your daughter to prepare her for GMA.

7. HOW CAN YOU BE THE BEST GMA MEMBER POSSIBLE?

Now that you have read the Girls Missionary Auxiliary Manual, you have a good overview of the GMA program. The manual has answered your questions from page 5. Go back and see if you can remember the answers.

Make up your mind to do these four things:

- ✓ Be regular in attending all GMA meetings.
- ✓ Be a participator in all GMA activities.
- ✓ Work on your Forward Steps weekly.
- ✓ Pray daily for your missionaries.

Now you are on your way to becoming the best GMA member possible.